

S.O.F.T.T. (Saving Our Families Together Today)

May 29, 2018



PERMANENCY AND WELL-BEING IN THE CONTEXT OF COMMUNITY

Champaign County Central Region

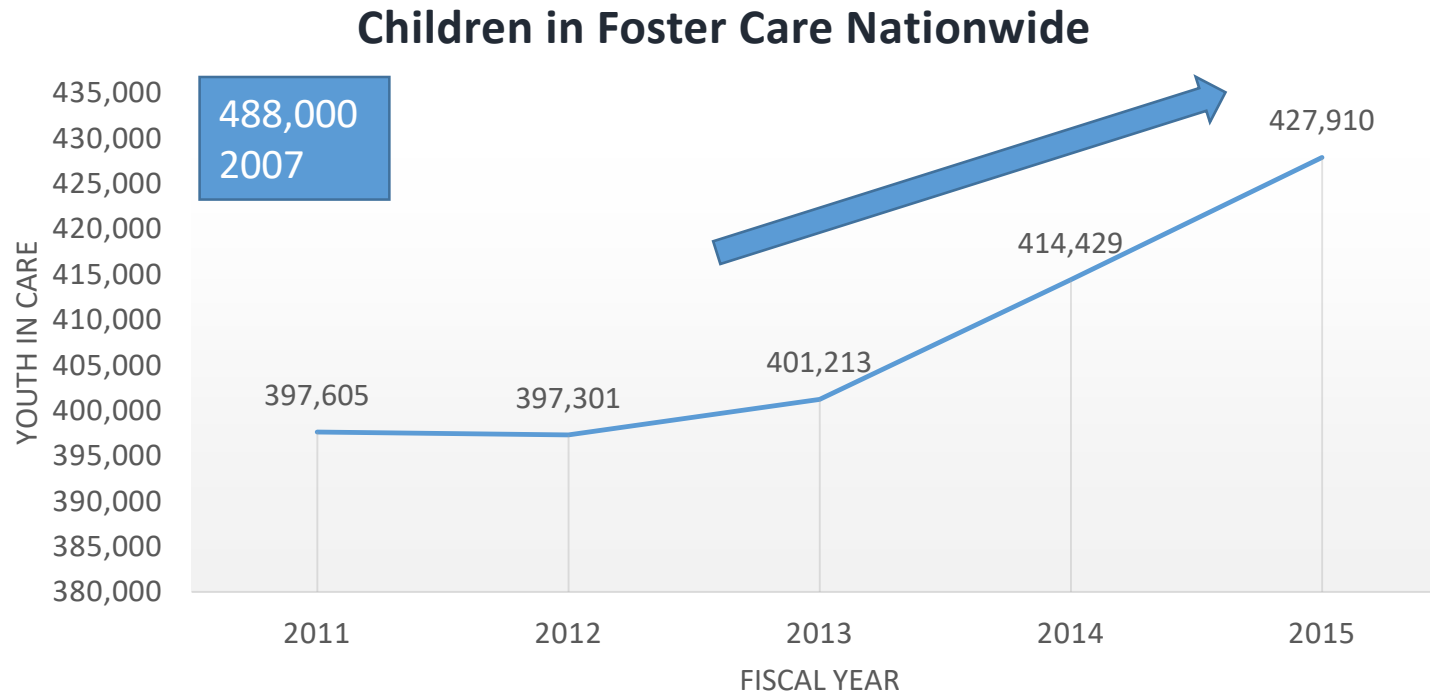
Illinois State University
School of Social Work
Center for Child Welfare and Adoption Studies
Doris M. Houston, Ph.D.
Mariaton Tate, MSW
Contact: dmhous2@ilstu.edu

Permanency Enhancement Project (PEP) Goals:



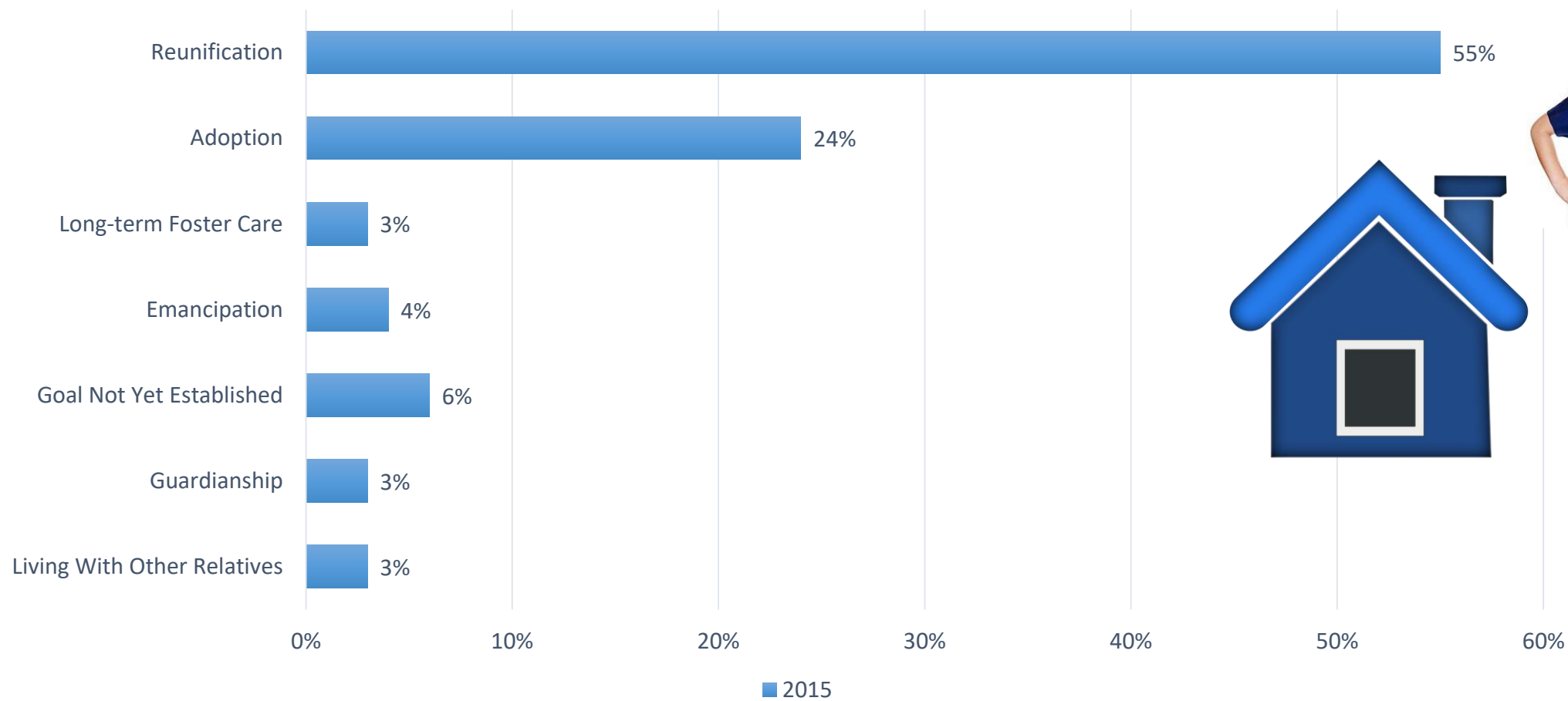
- Promote **community based solutions** to improve family permanency and child well-being
- **Reduce disparities among** children of color receiving child welfare and child protection services
- Use **DATA driven decision making** to improve **outcomes** for youth
- Promote **Stakeholder Partnership/Accountability**

Children in Foster Care Nationwide



Median age:
6.3 years

Children in Foster Care have a 50/50 Chance of Returning Home



ADVERSE CHILDHOOD EXPERIENCES (ACEs) ¹

- Abuse/Neglect
- Parent who's an alcoholic
- Mother who's a domestic violence survivor
- Family member in jail
- Family member diagnosed with a mental illness
- Disappearance of a parent through divorce, death, abandonment.

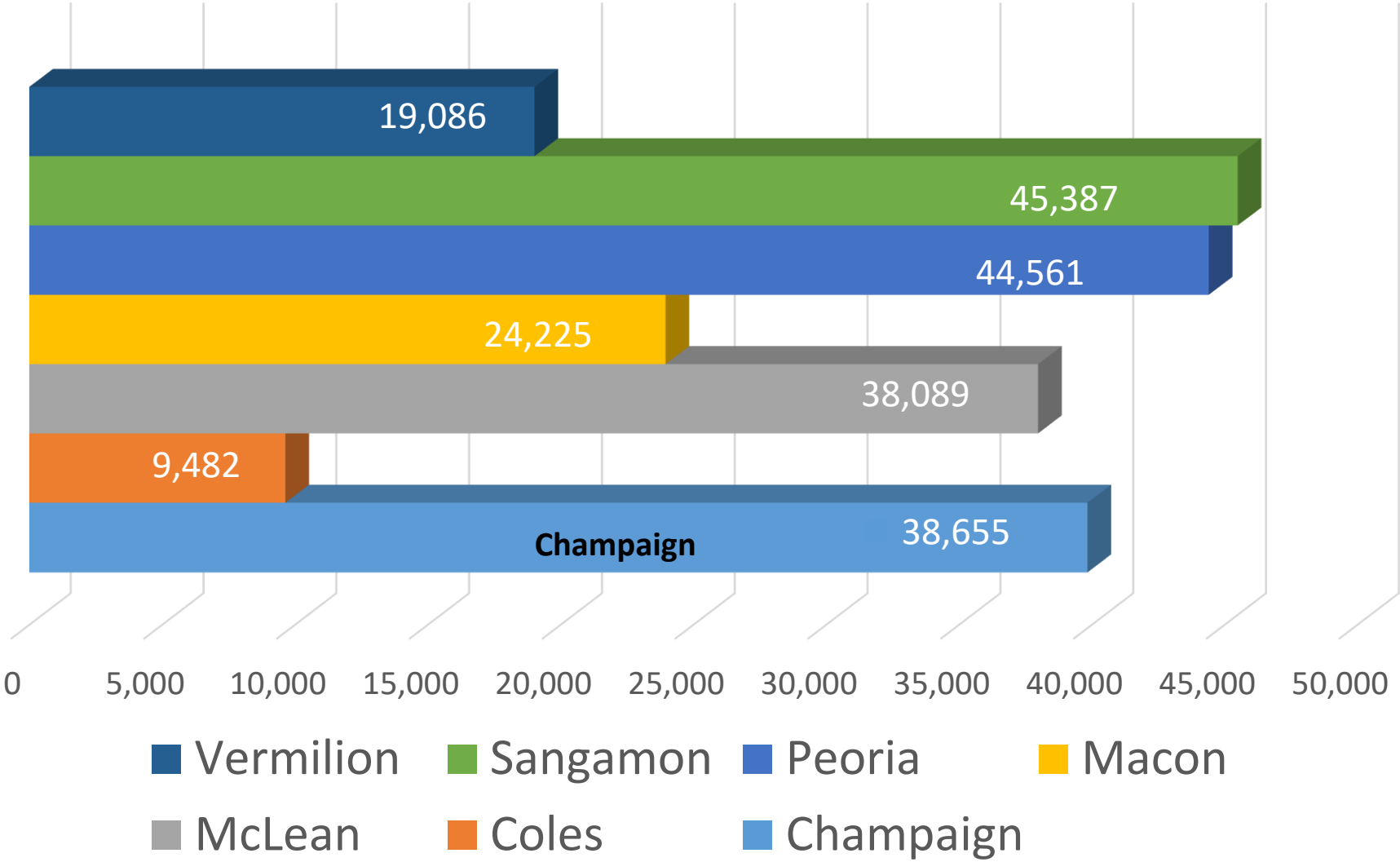


CHAMPAIGN COUNTY CHILD AND COMMUNITY CHARACTERISTICS



Champaign County Total Child Population

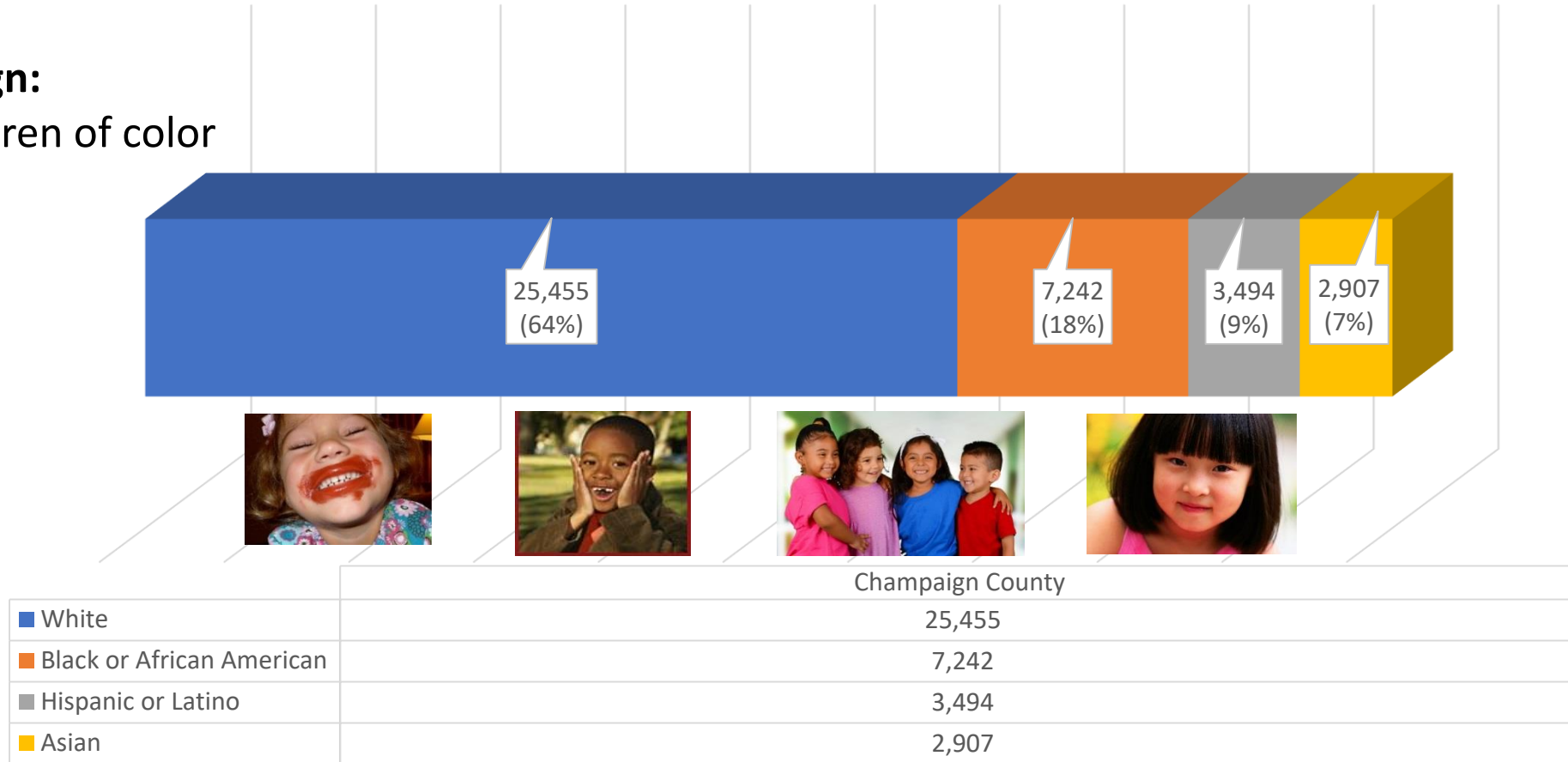
Champaign:
3rd largest
child population
in Central



Source: U.S. Census Bureau, *Child Characteristics*, 2012-2016 American Community Survey 5-Year Estimates. Retrieved from: https://factfinder.census.gov/bkmk/table/1.0/en/ACS/16_5YR/S0901/0500000US17019|0500000US17029|0500000US17113|0500000US17115|0500000US17143|0500000US17167|0500000US17183

Champaign County Child Population by Race/Ethnicity

Champaign:
1/3+ children of color

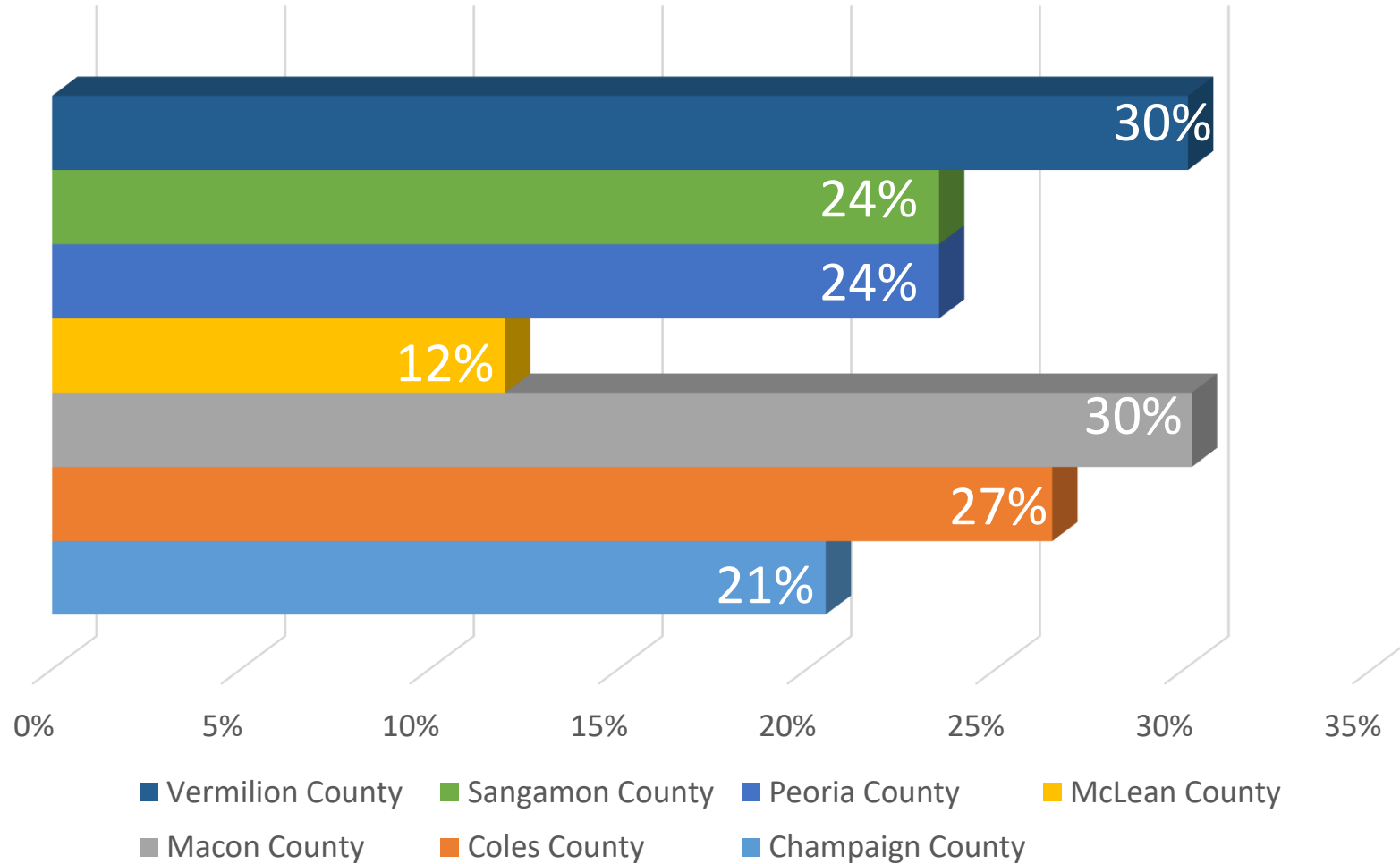


Note: Total reflects variations ranging from +/-7 to +/-341; does not include race "other" race/ethnicity categories.

Source: U.S. Census Bureau, Sex by Age, 2012-2016 American Community Survey 5-Year Estimates. Retrieved from:

https://factfinder.census.gov/bkmk/table/1.0/en/ACS/16_5YR/B01001A/0500000US17019|0500000US17029|0500000US17113|0500000US17115|0500000US17143|0500000US17167|0500000US17183

% of Children at or Below Poverty

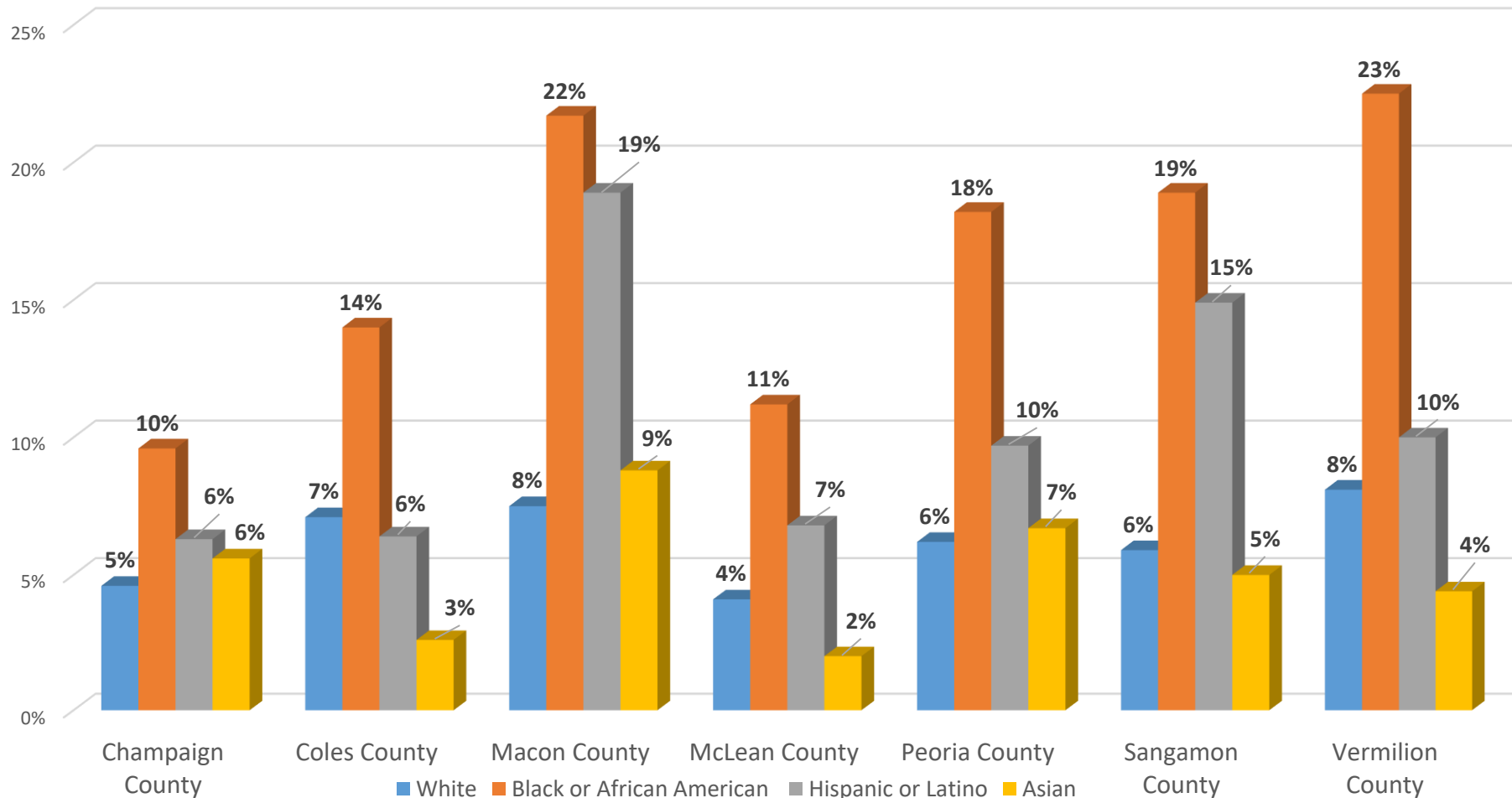


Note: Percent represents the number of children living below poverty by the total child population of that county

Source: U.S. Census Bureau, *Poverty Status in past 12 months*, 2012-2016 American Community Survey 5-Year Estimates. Retrieved from:

https://factfinder.census.gov/bkmk/table/1.0/en/ACS/16_5YR/S1701/0500000US17019|0500000US17029|0500000US17113|0500000US17115|0500000US17143|0500000US17167|0500000US17183

% Unemployed by Race



Champaign:
 Whites > nation
 Latinos > nation
 Asian > nation
 AA > double nation


**National
 Unemployment
 Rate (2018): 4%**

Source: U.S. Bureau of Labor Statistics, (2018).
<https://data.bls.gov/time-series/LNS1400000>

Source: U.S. Census Bureau, *Employment Status*, 2012-2016 American Community Survey 5-Year Estimates. Retrieved from:
https://factfinder.census.gov/bkmk/table/1.0/en/ACS/16_5YR/S2301/0500000US17019|0500000US17029|0500000US17113|0500000US17115|050000US17143|0500000US17167|0500000US17183

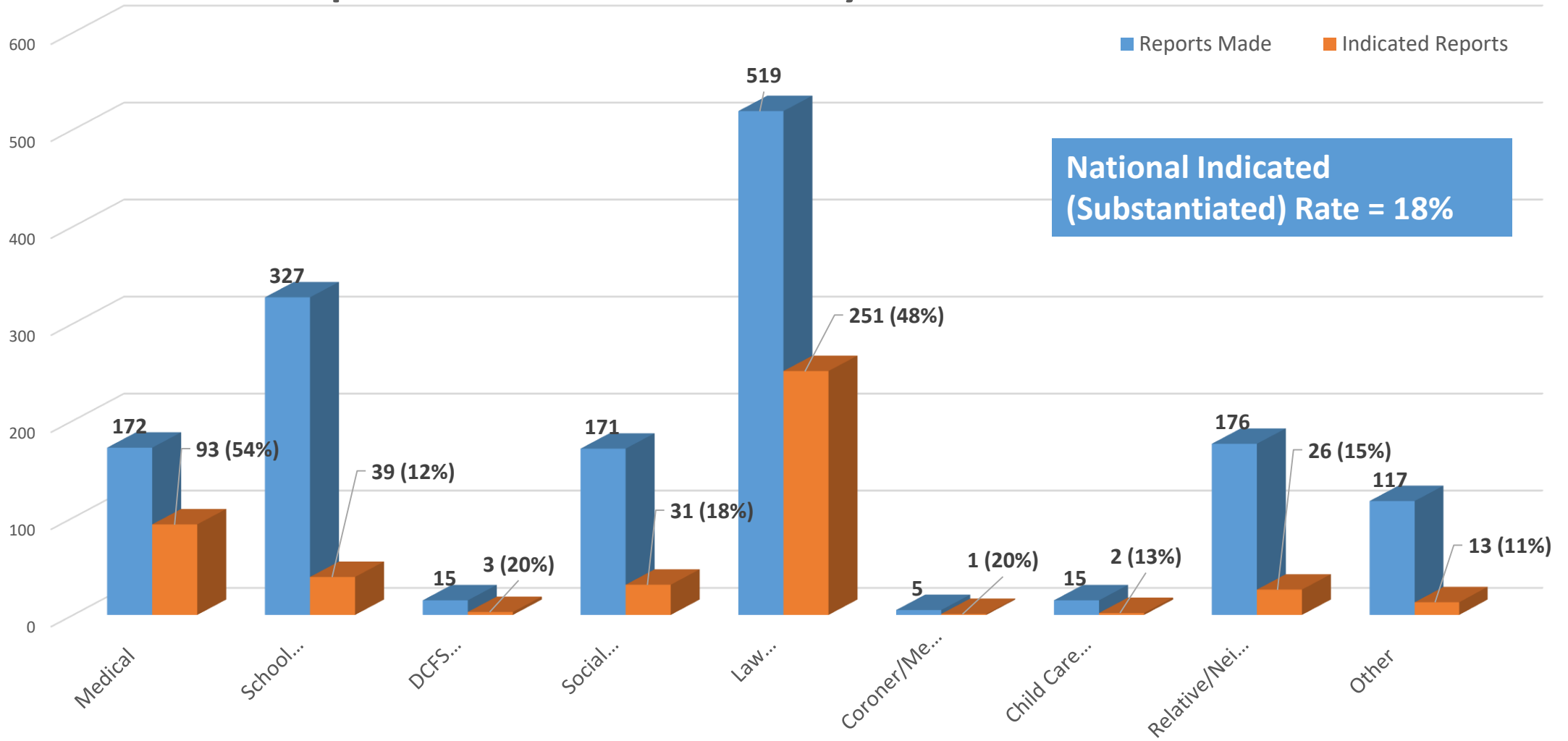
Champaign County: CHILD PROTECTION AND PERMANENCY





SOURCE OF HOTLINE REPORTS

Champaign County Reports Made vs. Indicated by Source FY 17



Note: Percent = Total indicated / Total reports made (FY 2017 July-June)

1. Source: Central Region DCFS Mindshare Data FY17, "Source of Indicated Reports"

2. Source: Child Welfare Information Gateway (2015). Retrieved 5-3-2018 at <https://www.childwelfare.gov/pubs/factsheets/canstats/>

RACE AND ETHNICITY IN CHILD WELFARE

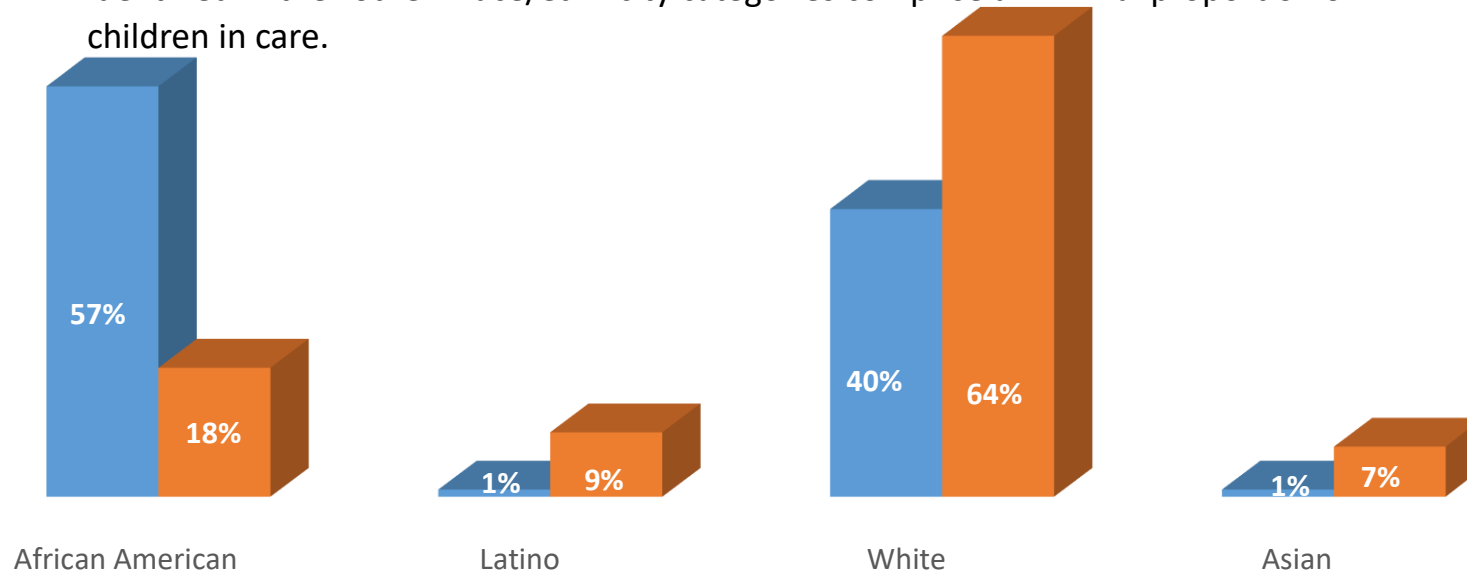


Champaign County

% of Youth who Entered Care Compared with Population

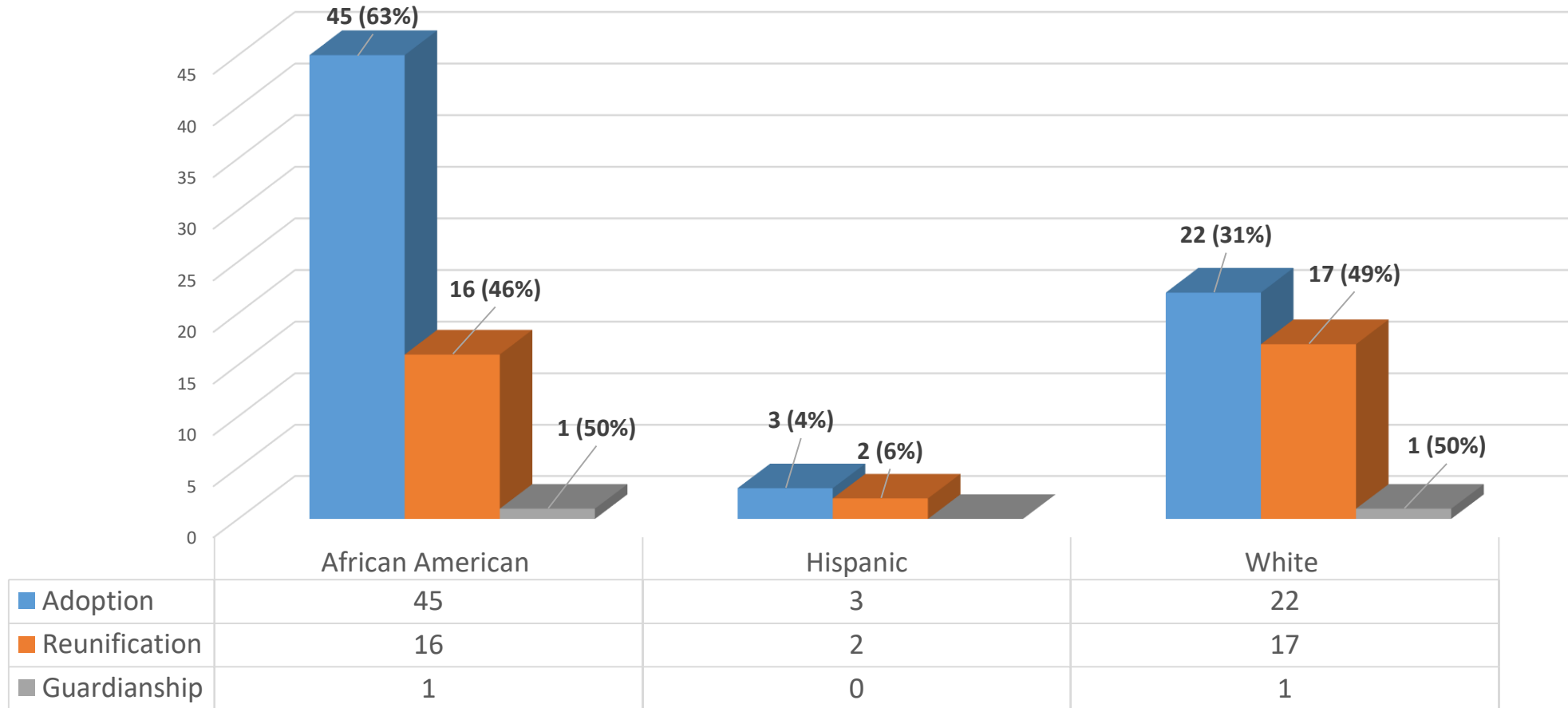
■ % In Care ■ % of Population

African American children in Champaign County make up the largest proportion (57%) of children entering foster care, followed by White children. Latino, Asian and children identified in the “other” race/ethnicity categories comprise a minimal proportion of children in care.



Note: Population % = White, Hispanic, African American, and Asian/Pacific Islander totals (excludes other/unknown race categories)
Source: Central Region DCFS Mindshare Data FY 17, “Entries into Care from the Sub-Region”

Champaign County Permanency Type by Race/Ethnicity FY 2017



Among the three permanencies, guardianship is the least likely outcome, while adoption is most likely by a slight margin for African American and White children. African American children comprise the largest proportion of adoptions, as well as the second highest proportion of reunifications and guardianship placements.

Source: Central Region DCFS Mindshare FY17, "Permanencies by Sub-Region"

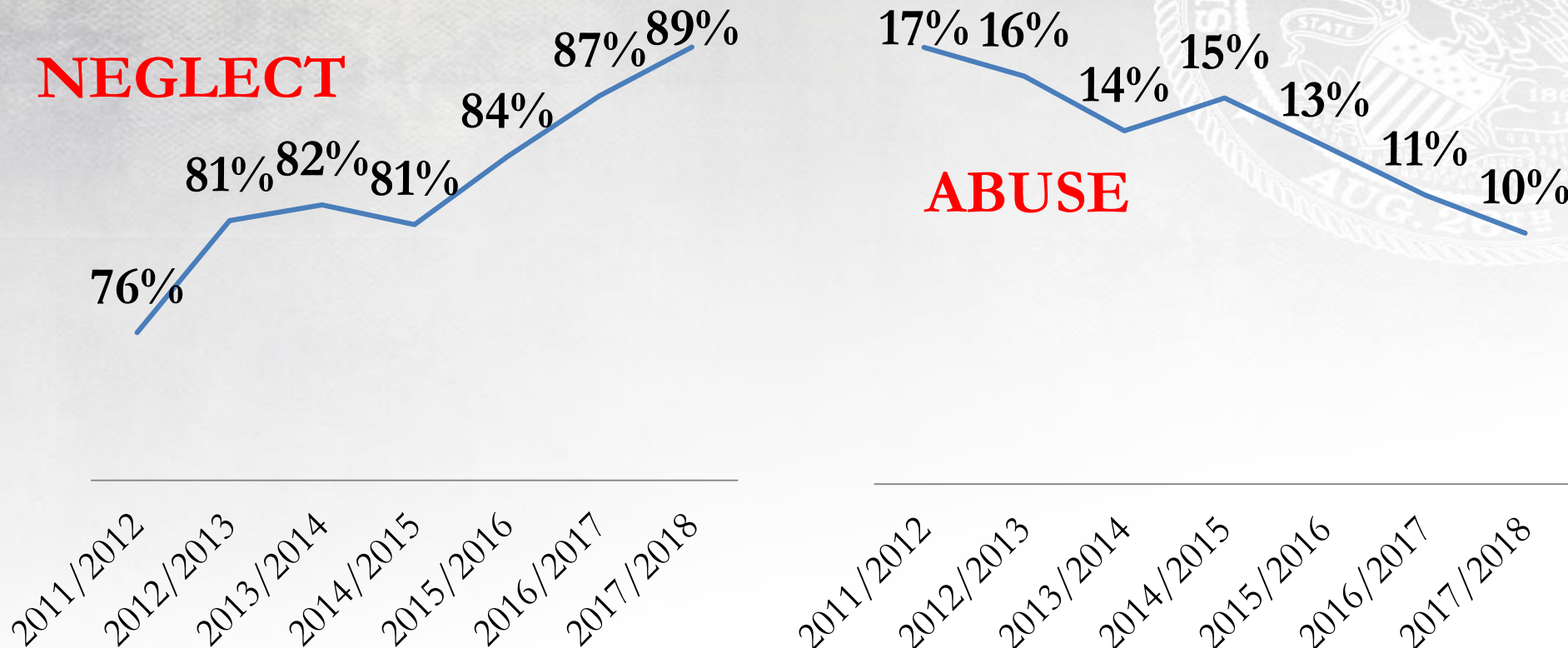
Early Childhood (0-3) and Child Welfare



Note, the B-3 section of the report is summarized from the 2017 DCFS b-3 Working Conference

Changing case dynamics in Illinois

There are changing dynamics in our foster care system
Abuse is on the decline while Neglect is on the rise



40%

**of children Birth - 3
who entered foster care in
2017
had previously received
Intact (in-home) services**



Changing case dynamics in Illinois

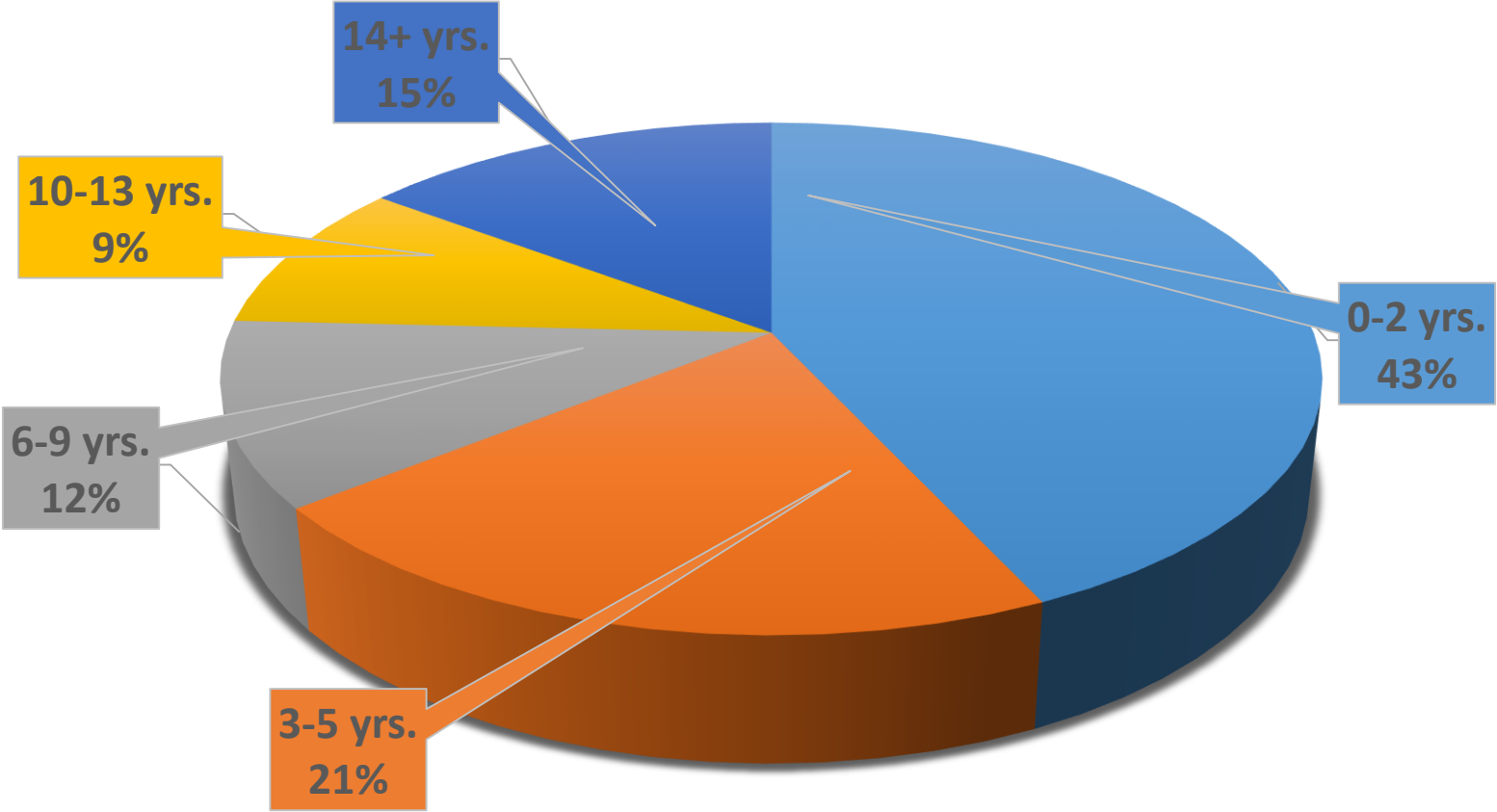
87%



**of children Birth - 3
who came into foster
care
in 2017 were subjects of
1 or more investigations
in the past 24 months**



Champaign County Foster Care Entries by Age FY 2017

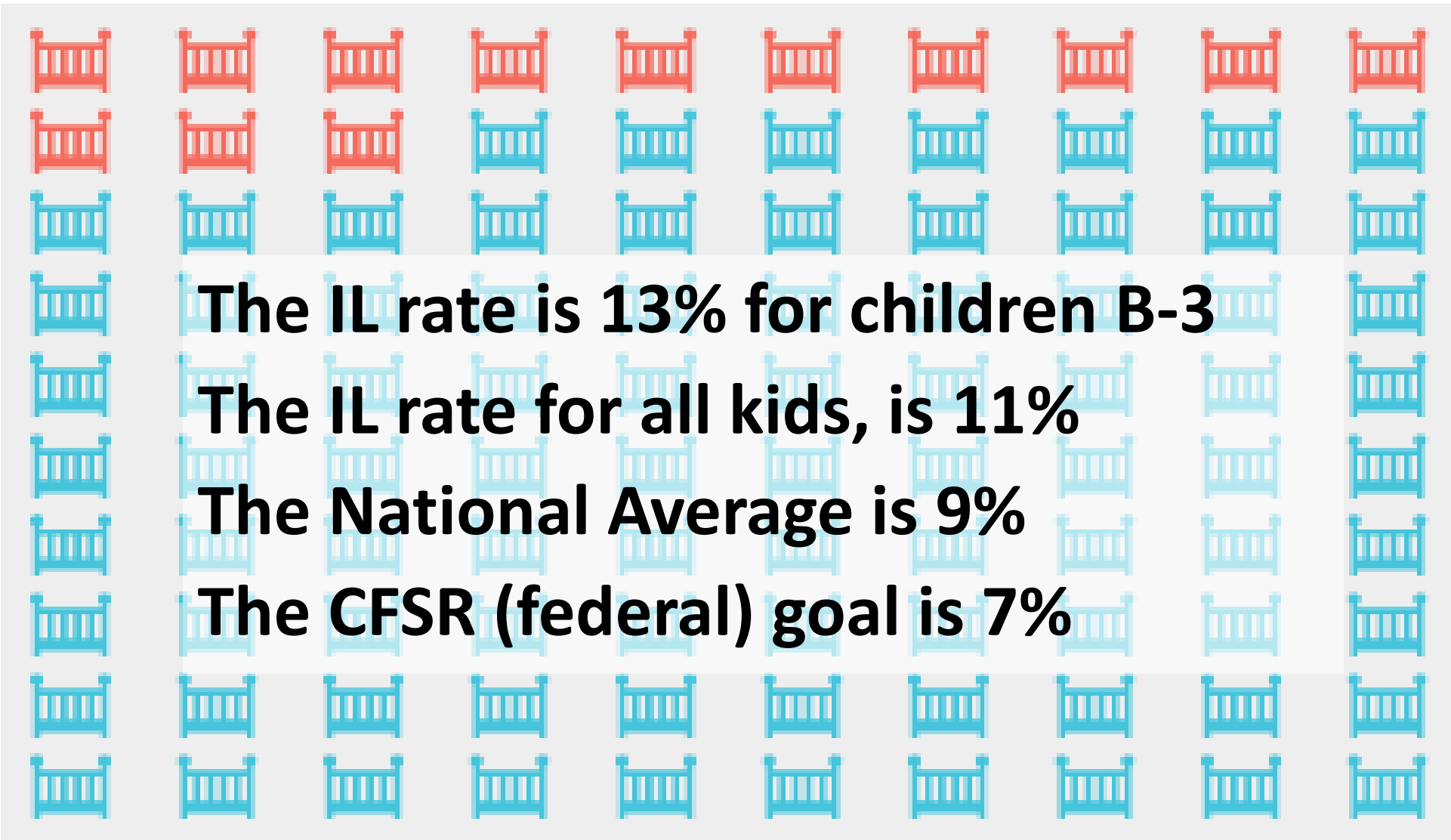


Children aged 0-5 make up 64% of foster care entries.

■ 0 years - 2 years ■ 3 years -5 years ■ 6 years - 9 years ■ 10 years - 13 years ■ 14 years +

Source: Central Region DCFS Mindshare Data FY17, "Entries into Care from the Sub-Region"

Recurrence of Maltreatment



The IL rate is 13% for children B-3

The IL rate for all kids, is 11%

The National Average is 9%

The CFSR (federal) goal is 7%

Service and Resource Implications

- ❖ Need for **B -3** resources and comprehensive strategies that address maltreatment recurrence.
- ❖ Need for **CULTURALLY RESPONSIVE, ACCESSIBLE RESOURCES**:
 - Human Services
 - Education/Child Development
 - Law Enforcement
 - Labor/Economic Opportunities
 - Immigration/naturalization
 - Mental and Behavioral Health
 - Medical Care
 - Faith Based Partnerships
- ❖ Need for **ECONOMIC DEVELOPMENT** to address double digit unemployment among African Americans
- ❖ Need for **LIVING WAGES** to address the working poor.

ALL HANDS ON DECK!

